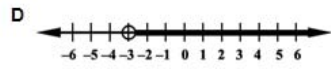
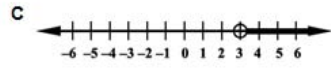
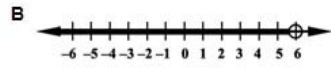
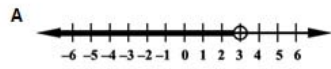


MARK FOR REVIEW? YES NO

Which of these graphs represents the inequality $2x < 6$?



BACK

NEXT

- A
- B
- C
- D